

Inhalt • Contents

	Seite • Page	CD
Ein paar persönliche Gedanken • A few thoughts	3	
Wie verwende ich dieses Heft • How do I use this book?	4	
Durtonleitern • Major Scales		
12 Stairs to Luck	5	
S1 – Stairs to Luck in A	6	3/4
S2 – Stairs to Luck in E	7	5/6
S3 – Stairs to Luck in B	8	7/8
S4 – Stairs to Luck in D	9	9/10
S5 – Stairs to Luck in G	10	11/12
S6 – Stairs to Luck in F#	11	13/14
S7 – Stairs to Luck in C#	12	15/16
S8 – Stairs to Luck in C	13	17/18
S9 – Stairs to Luck in F	14	19/20
S10 – Stairs to Luck in A \flat	15	21/22
S11 – Stairs to Luck in E \flat	16	23/24
S12 – Stairs to Luck in B \flat	17	25/26
Funky	18	
F1 – Funky A	20	27
F2 – Funky D	21	28
F3 – Funky G	22	29
F4 – Funky C	23	30
F5 – Funky F	24	31
F6 – Funky B \flat	25	32
F7 – Funky E \flat	26	33
F8 – Funky A \flat	27	34
F9 – Funky C#	28	35
F10 – Funky F#	29	36
F11 – Funky B	30	37
F12 – Funky E	31	38
Durtonleitern und Dreiklänge • Major Scales and Arpeggios	32	
Im Quartenzirkel • In a cycle of fourths		
A / D / G	32	39
C / F / B • C / F / B \flat	32	40
Es / As / Des • E \flat / A \flat / D \flat	32	41
F# / H / E • F# / B / E	32	42
Alle Tonarten • All keys		43
Mit der kleinen Septime • With the minor seventh		
A / D / G	32	44
C / F / B • C / F / B \flat	32	45
Es / As / Des • E \flat / A \flat / D \flat		46
F# / H / E • F# / B / E		47
Alle Tonarten • All keys		48
Durtonleitern und Dreiklänge alternierend • Alternating major scales and arpeggios	33	
Gedanken über das Improvisieren • Improvisation	34	
Spielstücke • Pieces for Playing		
Bossanella	36	49/50
Pop Ballade	37	51/52
Stimmton a' = 442 Hz • Tuning note A = 442 Hz		1
Stimmton b' • Tuning note B \flat		2

12 Stairs to Luck

S1 – Stairs to Luck in A

Klaus Dickbauer
(* 1961)



Track 3/4

Pattern Scale

Part 1 in Eb

Part 2 in Eb

Part 3 in Eb

Bass in C

Var. 1 Var. 2

Var. 3 Var. 4 Fine

Improvisation
A maj7

D.C. al Fine



S2 – Stairs to Luck in E

Pattern **Scale**

Part 1 in Eb

Part 2 in Eb

Part 3 in Eb

Bass in C

Var. 1 **Var. 2**

Var. 3 **Var. 4** **Fine**

Improvisation

Emaj7

D.C. al Fine

Funky

Klaus Dickbauer



Track 27

F1 – Funky A

♩ = ♪

Groove / Improvisation

Part 1 in Eb

Part 2 in Eb

Part 3 in Eb

Bass in C

Fine

Unison

8 *ad lib.*

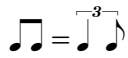
von der Quinte chromatisch
abwärts zum Grundton

D.C. al Fine



Track 28

F2 – Funky D



Groove / Improvisation

Part 1 in C

Part 2 in C

Part 3 in C

Bass in C

D⁷

Fine

Unison

Spielstücke

Pieces for Playing

Nun folgen zwei Spielstücke, in denen du das Spielen und Improvisieren von Tonleitern und Dreiklängen in die Praxis umsetzen kannst. Stimme dich mit den Vorübungen auf die Stücke ein.

In the following two pieces you can put into practice the playing and improvising of scales and arpeggios. Use the preliminary exercises to get ready for the pieces.

Vorübungen zu *Bossanella*

Preliminary exercises for *Bossanella*

Dreiklang G-Dur • G major arpeggio

♩ = ♪

Dreiklang A-Dur • A major arpeggio

♩ = ♪

Bossanella

Klaus Dickbauer



Track 49/50

♩ = ♪

Pop Ballade

Bei diesem Stück werden die Teile B, D und F doppelt so schnell gespielt wie die Teile A, C und E. Man nennt das *Double Time* bzw. *Half Time*. Achte darauf, in der *Double Time* in Halben Noten zu denken, die das gleiche Tempo haben wie zuvor die Viertelnoten.

In this piece sections B, D and F are played twice as fast as sections A, C and E. This is called *double time* or *half time*. Make sure to think in half notes when playing in *double time*. The half notes are played at the same tempo as the preceding quarter notes.

Auf der Website www.universaledition.com/grooveconnection1 findest du eine Klavierbegleitung und eine zweite Stimme für Teil C.

On the website www.universaledition.com/grooveconnection1 you can find a piano accompaniment and a second part for section C.




Track 51/52

$\text{♩} = 80$ ($\text{♩} = \text{♩}$)




Klaus Dickbauer

A



B $\text{♩} = \text{♩}$ ($\text{♩} = 160$)

Solo / Improvisation



C $\text{♩} = \text{♩}$ ($\text{♩} = 80$)

